



GARAGE
TECHNIC



GARAJ EKİPMANLARI

ÜRÜN
KATALOĞU

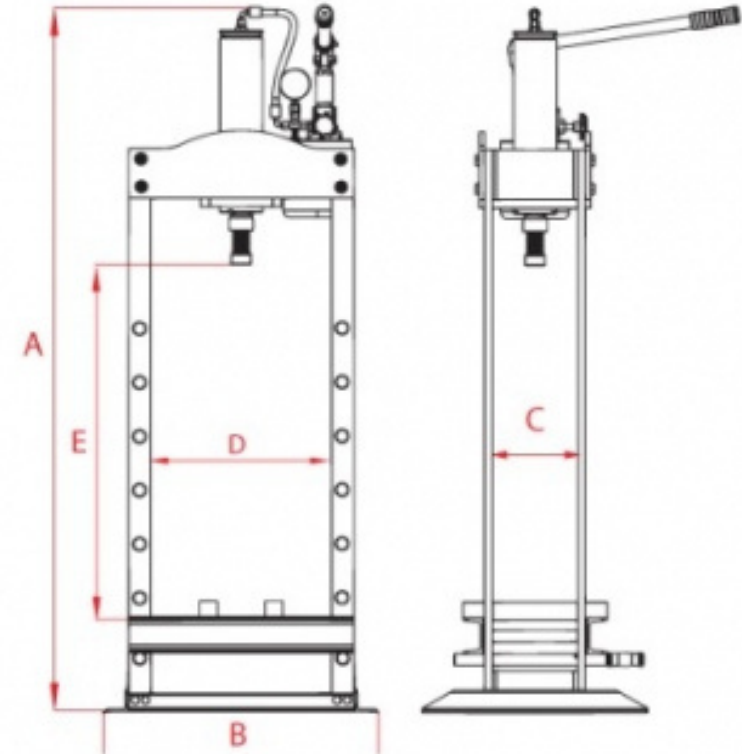
www.garagetechnic.com



Elektrikli Hidrolik Pres 15 Ton

Teknik Detaylar

| | |
|----------------|------------------------------|
| Model | Elektrikli Pres 2.2 KW 380 V |
| Kapasite (Ton) | 15 |
| A (Mm) | 1565 |
| B (Mm) | 615 |
| C (Mm) | 190 |
| D (Mm) | 400 |
| E (Mm) | 830 |
| Strok (Mm) | 125 |
| Ağırlık (Kg) | 155 |

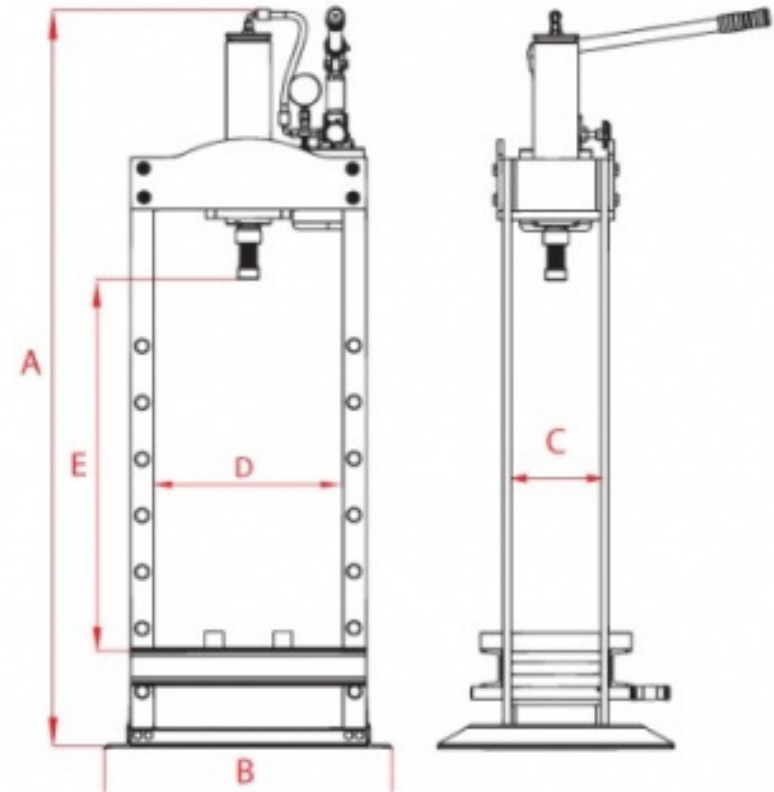




Elektrikli Hidrolik Pres 25 Ton

Teknik Detaylar

| | |
|----------------|------------------------------|
| Model | Elektrikli Pres 2.2 KW 380 V |
| Kapasite (Ton) | 25 |
| A (Mm) | 1780 |
| B (Mm) | 750 |
| C (Mm) | 190 |
| D (Mm) | 550 |
| E (Mm) | 990 |
| Strok (Mm) | 125 |
| Ağırlık (Kg) | 205 |

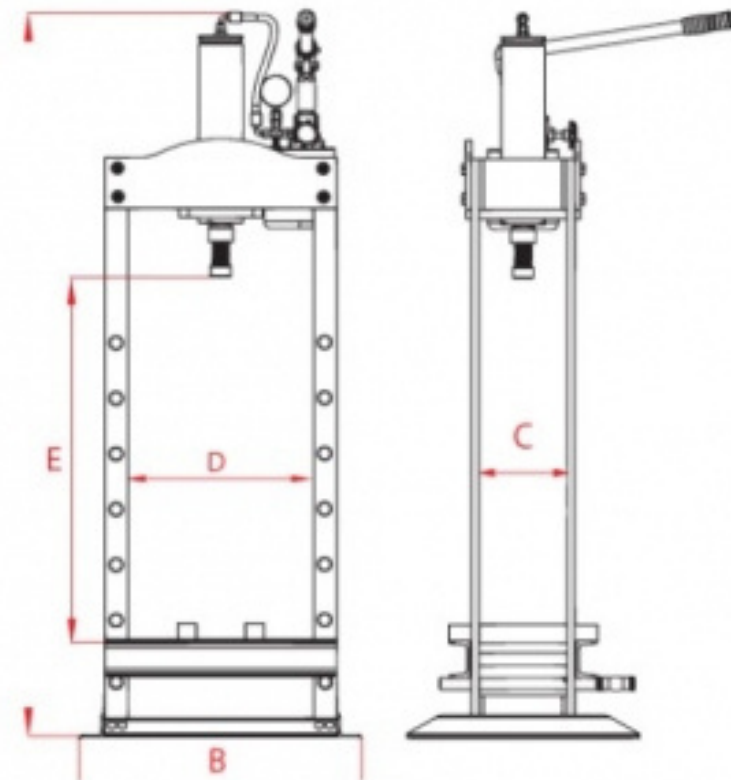




MPM10 Masa Üstü Manuel Pres

Teknik Detaylar

| | |
|----------------|--------|
| Model | MPM 10 |
| Kapasite (Ton) | 10 |
| A (Mm) | 800 |
| B (Mm) | 510 |
| C (Mm) | 125 |
| D (Mm) | 400 |
| E (Mm) | 180 |
| Strok (Mm) | 110 |
| Ağırlık (Kg) | 62 |

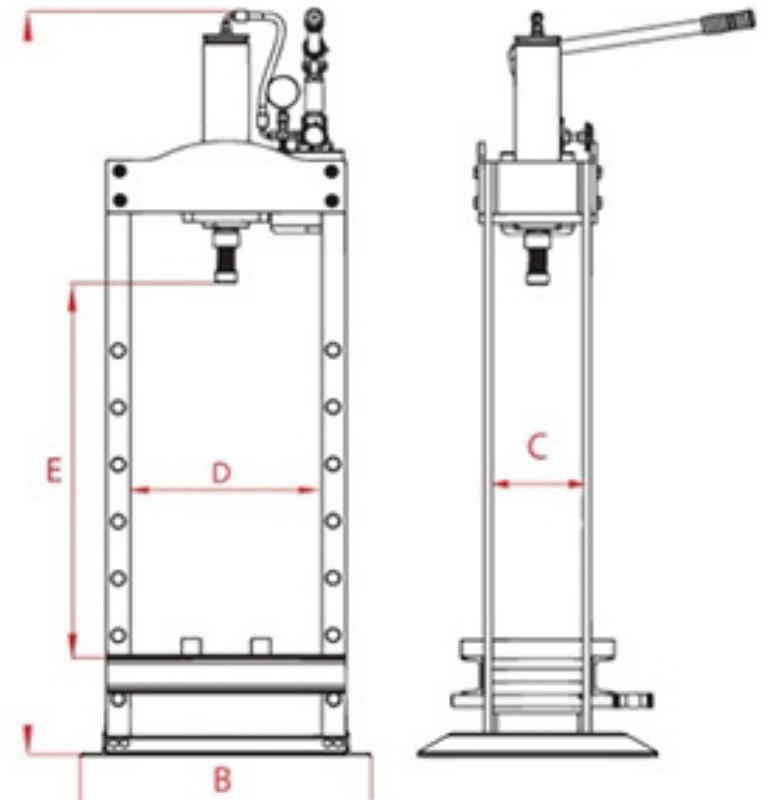




MP10 Manuel Hidrolik Pres 10 Ton

Teknik Detaylar

| | |
|----------------|-------|
| Model | MP 10 |
| Kapasite (Ton) | 10 |
| A (Mm) | 1320 |
| B (Mm) | 610 |
| C (Mm) | 190 |
| D (Mm) | 400 |
| E (Mm) | 550 |
| Strok (Mm) | 125 |
| Ağırlık (Kg) | 98 |

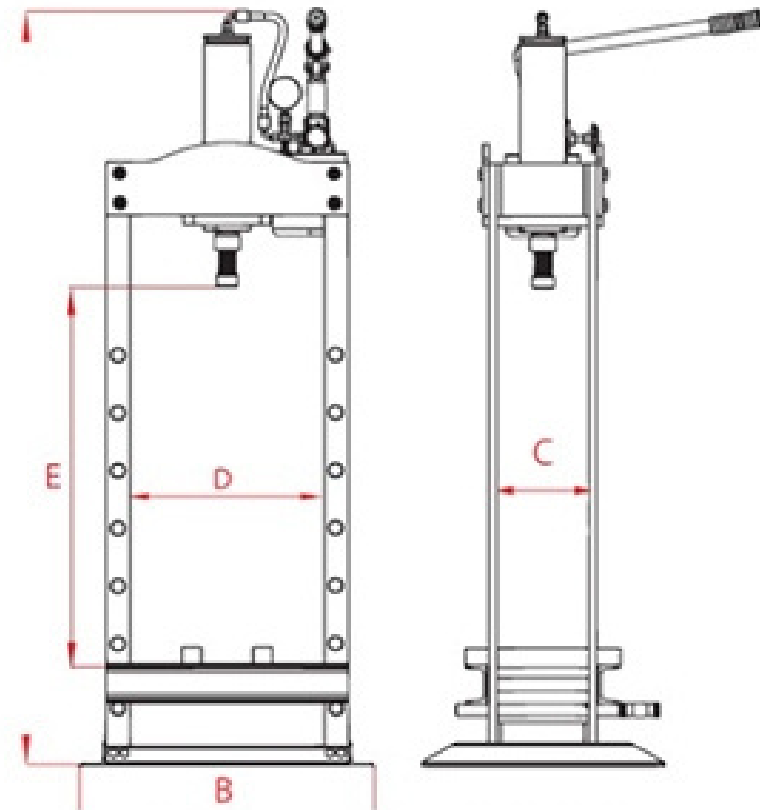




MP15 Manuel Hidrolik Pres 15 Ton

Teknik Detaylar

| | |
|----------------|-------|
| Model | MP 15 |
| Kapasite (Ton) | 15 |
| A (mm) | 1565 |
| B (mm) | 610 |
| C (mm) | 190 |
| D (mm) | 400 |
| E (mm) | 830 |
| Strok (mm) | 125 |
| Ağırlık (Kg) | 105 |

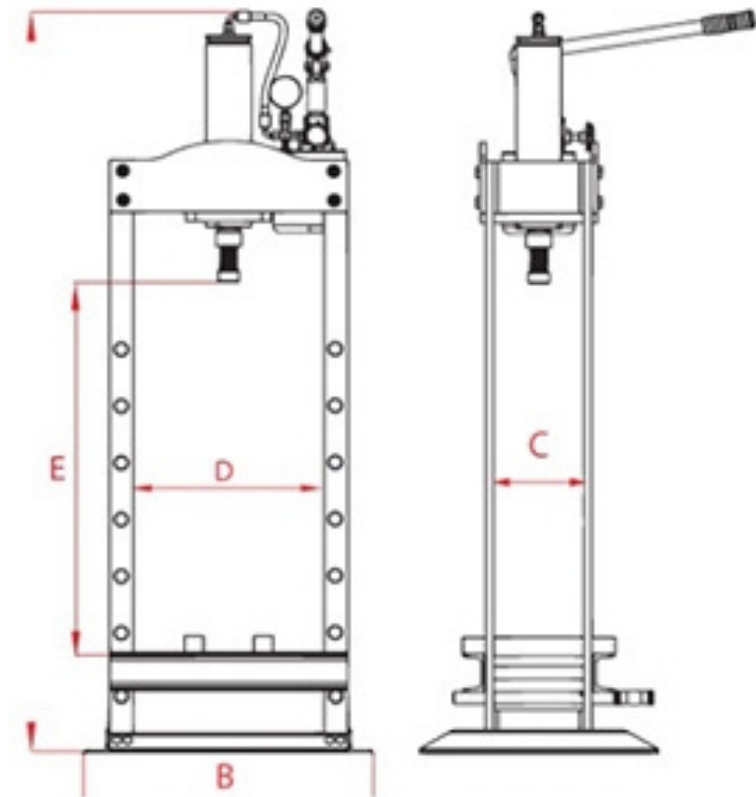




Manuel Hidrolik Pres 25 Ton

Teknik Detaylar

| | |
|----------------|-------|
| Model | MP 25 |
| Kapasite (Ton) | 25 |
| A (Mm) | 1780 |
| B (Mm) | 750 |
| C (Mm) | 190 |
| D (Mm) | 550 |
| E (Mm) | 990 |
| Strok (Mm) | 125 |
| Ağırlık (Kg) | 155 |

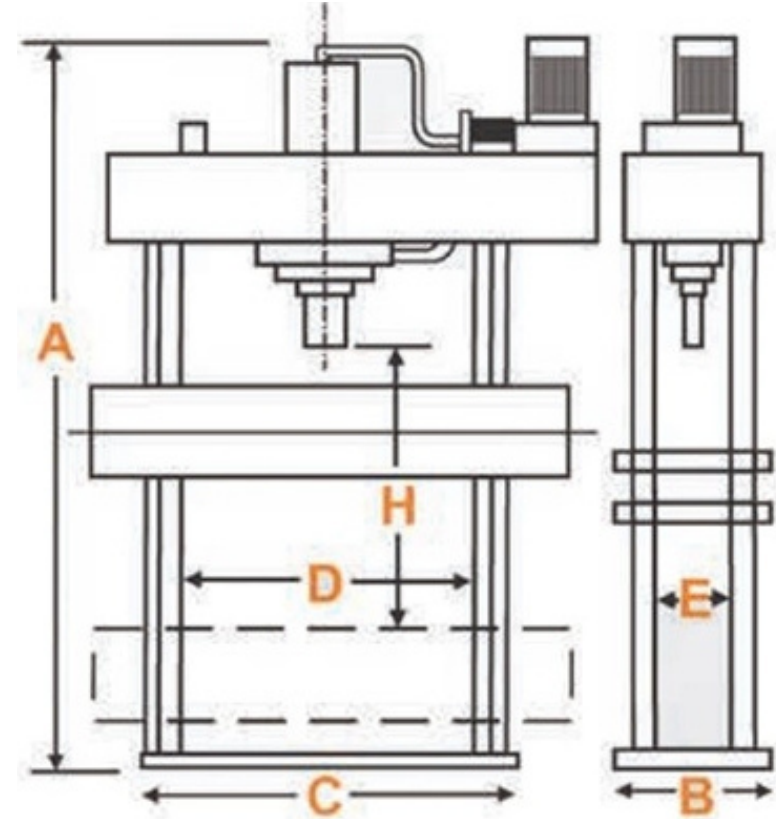




AP50 50 Ton Kollu Motorlu Atölye Presi

Teknik Detaylar

| | |
|----------------|-------|
| Model | AP 50 |
| Kapasite (Ton) | 50 |
| A (Mm) | 2100 |
| B (Mm) | 850 |
| C (Mm) | 1200 |
| D (Mm) | 800 |
| E (Mm) | 250 |
| H (Mm) | 800 |
| Strok (Mm) | 400 |
| Motor (Kw) | 2,2 |
| Pompa (Lt) | 6,5 |
| Ağırlık (Kg) | 590 |

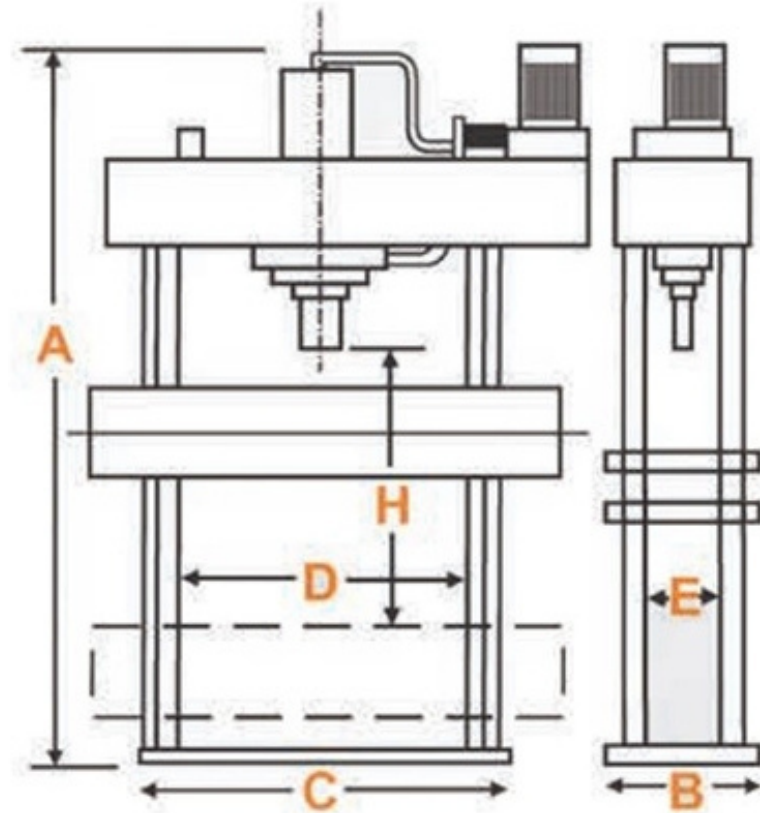





AP100 100 Ton Kollu Motorlu Gezer Silindirli Atölye Presi

Teknik Detaylar

| | |
|----------------|--------|
| Model | AP 100 |
| Kapasite (Ton) | 100 |
| A (Mm) | 2430 |
| B (Mm) | 1000 |
| C (Mm) | 1320 |
| D (Mm) | 900 |
| E (Mm) | 370 |
| H (Mm) | 900 |
| Strok (Mm) | 350 |
| Motor (Kw) | 3 |
| Pompa (Lt) | 9 |
| Ağırlık (Kg) | 900 |

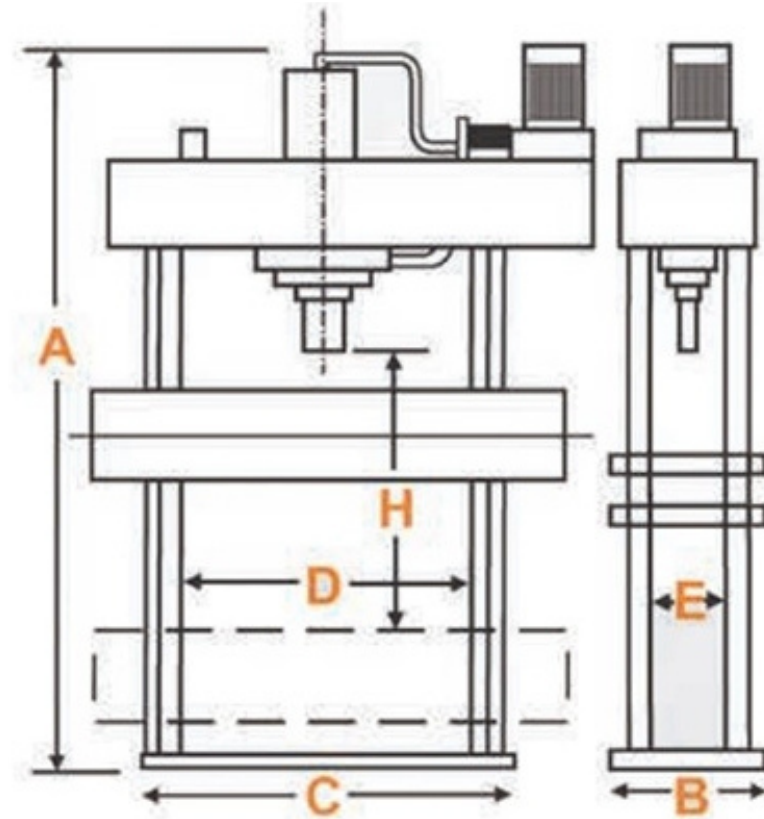





AP150 150 Ton Kollu Motorlu Gezer Silindirli Atölye Presi

Teknik Detaylar

| | |
|----------------|--------|
| Model | AP 150 |
| Kapasite (Ton) | 150 |
| A (mm) | 2450 |
| B (mm) | 1100 |
| C (mm) | 1400 |
| D (mm) | 1100 |
| E (mm) | 430 |
| H (mm) | 900 |
| Strok (mm) | 400 |
| Motor (Kw) | 5,5 |
| Pompa (Lt) | 15 |
| Ağırlık (Kg) | 1275 |

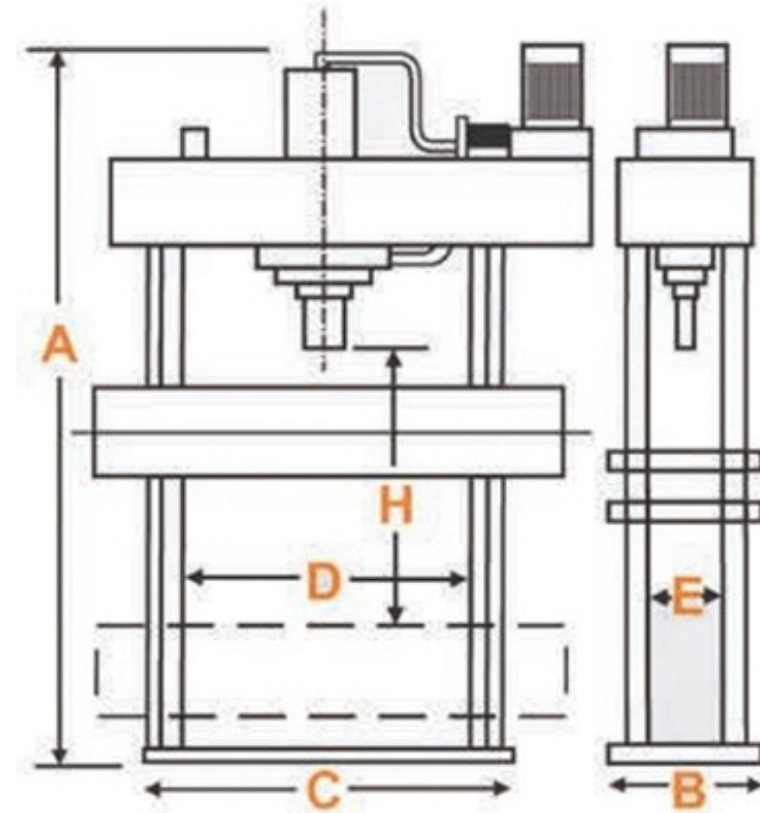




AP250 250 Ton Kollu Motorlu Gezer Silindirli Atölye Presi

Teknik Detaylar

| | |
|----------------|--------|
| Model | AP 250 |
| Kapasite (Ton) | 250 |
| A (Mm) | 2840 |
| B (Mm) | 1100 |
| C (Mm) | 1900 |
| D (Mm) | 1300 |
| E (Mm) | 480 |
| H (Mm) | 900 |
| Strok (Mm) | 400 |
| Motor (Kw) | 7,5 |
| Pompa (Lt) | 22 |
| Ağırlık (Kg) | 2600 |





PM010 Manuel Balata Perçin Pres Makinesi

Teknik Detaylar

| | |
|-----------------------------|---------|
| Model | PM 010 |
| Gövde Yüksekliği (Mm) | 1300 |
| Alt Tabla Genişliği (Mm) | 450/510 |
| Zimba Hareket Mesafesi (Mm) | 35 |
| Zimba Kuvveti (Kg) | 500 |
| Ağırlık (Kg) | 50 |





PM020 Havalı Balata Perçin Pres Makinesi

Teknik Detaylar

| | |
|-----------------------------|----------------|
| Model | PM 020 |
| Gövde Yüksekliği (Mm) | 1500 |
| Gövde Geniřlięi (Mm) | 200/210 |
| Tabla Yüksekliği (Mm) | 980 |
| Hareket Mil Boyu (Mm) | 400 |
| Zimba Boyu (Mm) | 65 |
| Çalıřma Basıncı (Bar) | Min 4 / Max 12 |
| Zimba Hareket Mesafesi (Mm) | 55 |
| Zimba Kuvveti (Kg) | 2000 |
| Gövde Örs Arası Mesafe (Mm) | 245 |
| Aęrılık (Kg) | 110 |





PM030 Havalı Balata Perçin Sökme Takma Pres Makinesi

Teknik Detaylar

| | |
|-----------------------------|----------------|
| Model | PM 030 |
| Gövde Yüksekliği (Mm) | 1500 |
| Gövde Genişliği (Mm) | 230/220 |
| Tabla Yüksekliği (Mm) | 1020 |
| Hareket Mil Boyu (Mm) | 400 |
| Zimba Boyu (Mm) | 140 |
| Çalışma Basıncı (Bar) | Min 4 / Max 12 |
| Zimba Hareket Mesafesi (Mm) | 55 |
| Zimba Kuvveti (Kg) | 2800 |
| Gövde Örs Arası Mesafe (Mm) | 300 |
| Ağırlık (Kg) | 140 |





BİZE ULAŞIN

MERKEZ
Fatih Mh. Oto Parçacılar Sitesi Boyluca Sk. C
Blok No:28 Selçuklu/Konya/TURKEY
+90 332 352 62 11
info@garagetechnic.com

ŞUBE
Hacımimi Mah. Lüleci Hendek Cad. No:47A
Beyoğlu / İstanbul / TURKEY
+90 212 356 96 16
info@garagetechnic.com

www.garagetechnic.com